

L 200 4X4 (K__T)

11/1986 - 08/1996



1 72032



2 72033



2 72033



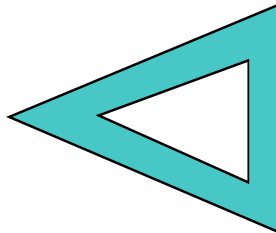
1 72032



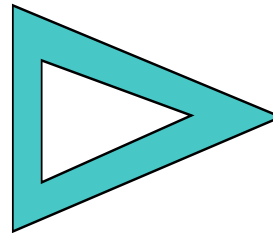
3 71002



4 72284



UPPER



4 72284



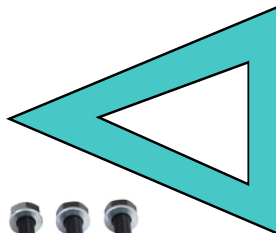
5 R10080



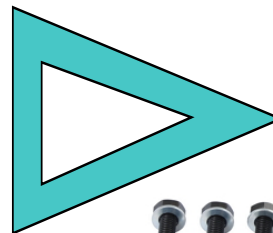
5 R10080



6 72282



LOWER



6 72282

Ref.	Sidem Ref.	Description	OE-number	Measures	Ref.	Sidem Ref.	Description	OE-number	Measures
1	72032	tie rod end	MB315775	c:13.6 th:MM16X1.5L	4	72284	ball joint	Part of	c:16 do:40
2	72033	tie rod end inner	MB315776	c:13.8 th:MM16x1.5R	5	R10080	mounting tool ring ø48 ø40	TOOL	di:40 do:48
3	71002	idler arm	MB241423	c:13.5 L:111	6	72282	ball joint lower	MB176308	c:19.4