

1200
1300
1500
1600

01/1970 - 06/1986
08/1974 - 12/2005
09/1972 - 10/1986
09/1972 - 12/2005



1 19232



2 19930



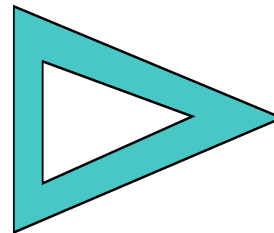
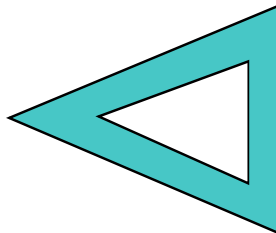
3 19931



1 19232



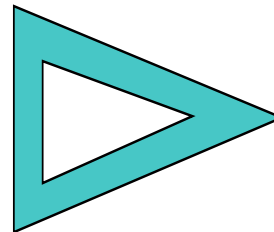
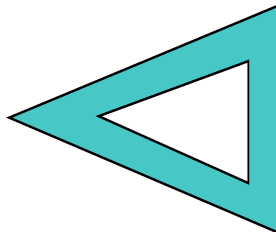
4 19980



4 19980



5 19981



5 19981

Ref.	Sidem Ref.	Description	OE-number	Measures	Ref.	Sidem Ref.	Description	OE-number	Measures
1	19232	tie rod end	2101 3003057	c:14.7 th:MM16X1R	4	19980	ball joint upper	2101 2904192	c:14.9
2	19930	tie rod end inner left	2101 3003064	c:14.7 th:MM16X1L	5	19981	ball joint lower	2101 2904082	c:14.9
3	19931	tie rod end inner right	2101 3003050	c:14.7 th:MM16X1L					