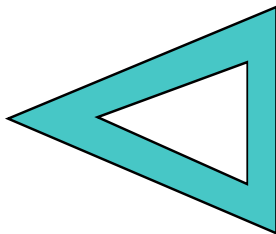



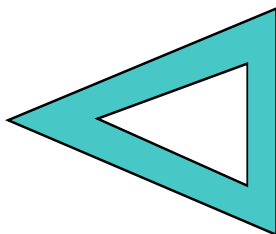
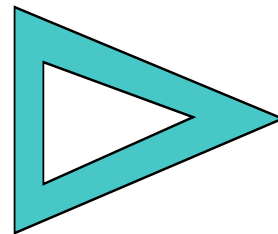


PATHFINDER I (WD21,VD21)

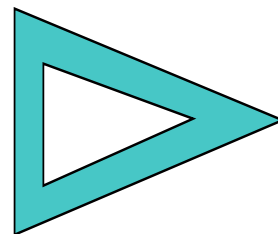
07/1986 - 02/1996



UPPER



LOWER



Ref.	Sidem Ref.	Description	OE-number	Measures	Ref.	Sidem Ref.	Description	OE-number	Measures
1	71069	stabiliser link	54618 0F000 S1	L:86	5	42437	tie rod end	48520 61G25	c:14.4 th:MM16x1.5R
2	42435	tie rod end	48520 7F000	c:13.2 th:MM16X1.5R	6	42438	tie rod end inner	48570 61G25	c:13.4 th:MM16x1.5L
3	42436	tie rod end inner	48570 31G25	c:13.2 th:MM16X1.5L	7	41488	ball joint	40110 01G26	c:16.1
4	42022	tie rod	48510 7F002	c:13.2 L:272	8	42180	ball joint lower	40160 93G25	c:19.5